



D.A.V. CENTENARY PUBLIC SCHOOL

D-Block, Chander Nagar, Ghaziabad - 201001



**TOGETHER WE CAN FIGHT
NOVEL CORONA VIRUS
(COVID-19)**



CLASS-II



ENGLISH

हिन्दी

MATHS

EVS






SESSION (2020-2021)









It's a long break and we want you to have lots of fun.

So first let's organize your time and make a time table.

➤ *You can paste it in your room and try to follow it.*

	 DAYS 						
	MONDAY	TUESDAY	WEDNESDAY	THURSDAY	FRIDAY	SATURDAY	SUNDAY
Wake up 							
Walk & exercise 							
Breakfast 							

<p>Read</p> 							
<p>Lunch</p> 							
<p>Play</p> 							
<p>Study</p> 							
<p>Relax</p> 							
<p>Dinner</p> 							



ENGLISH

NAMING WORDS

Person, Place, Animal or Thing?

Directions: Move around the board using a dice.
When you land on a noun, name it.



Then tell whether it is a Person, Place, Animal or Thing.



 scissors		 Home		
 Snake		 Sun		
Fruit 		 Park		
 Soap	 Money	 Flowers	 Shoes	 Nurse

STORY TIME



Books are our best friends.



- Read and write any one story mentioned below and draw the picture of any one character you like on an *A4 size* drawing sheet.**

1. *Alice in Wonderland*



2. *Goldilocks*



3. *The Snowwhite and Seven Dwarfs*




4. *The Red Riding hood*




5. *The Ugly Duckling*



6. *The Jungle Book*



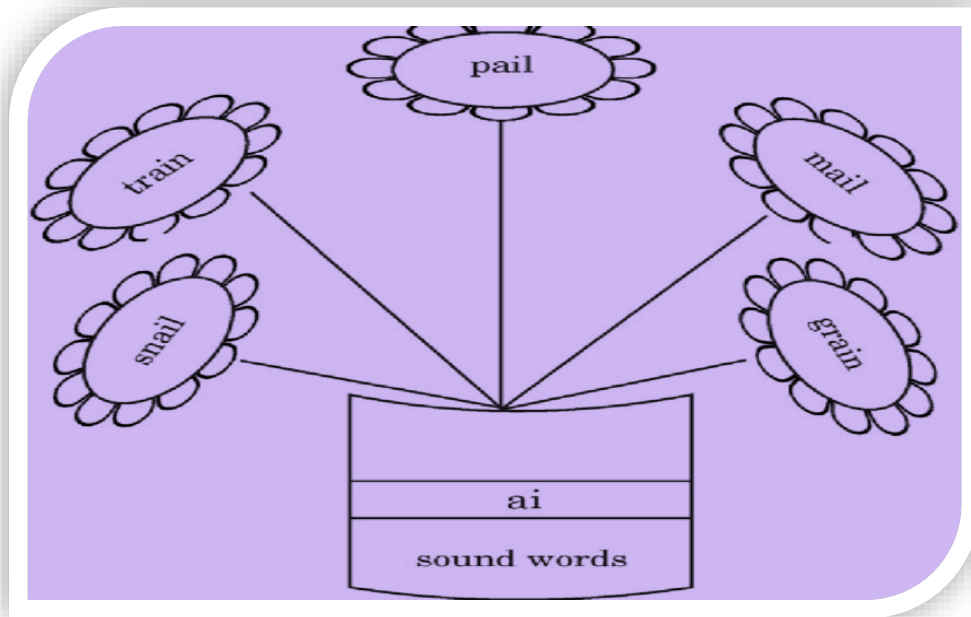
7. *Panchtantra*



Activity 1

SOUND WORDS VASE [BE CREATIVE]

- ✚ Make sound vase by using any container.
- ✚ Cover it nicely with coloured paper. Decorate it with mirrors, sticker and anything you like. After that add flowers made of paper to it with blend words written on them as per roll number wise given below:



Roll No. 1-7	'ar' sound
Roll no. 8-14	'ou' sound
Roll no. 15-21	'tch' sound
Roll no.22-28	'ow' sound
Roll no. 29-36	'wh' sound



हिन्दी

1. कोई भी चार मनपसंद कहानियां पढ़िए।


किसी एक कहानी को (पढ़कर) चार वाक्यों में अपने शब्दों में लिखिए और चित्र बनाकर रंग भी भरिए।

2. अभी तक करवाए गए सभी काम को पुनः पढ़िए व याद कीजिए।

हिंदी

अपने घर का निरीक्षण करें और उसमें उपस्थित वस्तुओं में से किन्हीं छह के चित्र बनाकर /चिपकाकर नाम लिखिए। जैसे:-

पंखा, कुर्सी

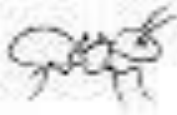


सही शब्द पर गोला लगाइए।

	मोटर	गोटली	जोकर
	डोल	पोल	डोल
	खोट	कोट	काट
	भोर	मैना	तोता
	नोट	बौल	गोल



पहचानो और मिलाओ



घड़ी

चींटी

पपीता

लड़की

सीढ़ी

बकरी

मछली

चाबी

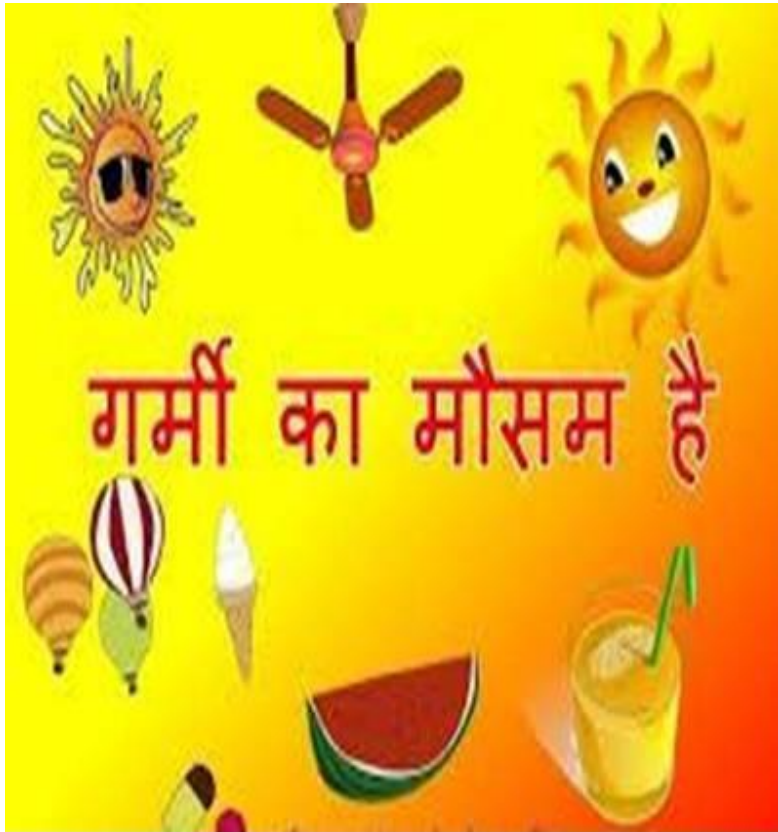

सीटी

हाथी



By: Kavya Singh





गर्मी के दिन आते हैं,
हमको बहुत सताते हैं।
कहाँ खेलने जायें हम?
तेज धूप में निकले दम।
खेल का मैदान गरम,
लू को आती नहीं शरम।
कहीं चैन न पाते हैं,
मन ही मन झुँझलाते हैं।

आम



ब्याद मे खट्टा मीठा आम
जात है इसमे कोई खास
हर कोई देखे इसे ललचाये
बिना खाये फिर रह ना पाये
गर्मी के मौसम मे आता
फलों का राजा कहलाता



MATHEMATICS

a.) Revise and learn all the work done so far.

b.) Do the given worksheets.

Find the missing addend.

$8 + \square = 11$

$4 + \square = 9$

$5 + \square = 12$

$6 + \square = 10$

$6 + \square = 11$

$2 + \square = 12$

$7 + \square = 10$

$5 + \square = 11$

$3 + \square = 9$

$7 + \square = 9$

$4 + \square = 8$

$3 + \square = 10$

$2 + \square = 11$

$9 + \square = 10$

$9 + \square = 12$

$8 + \square = 12$

$1 + \square = 7$

$0 + \square = 7$

$0 + \square = 6$

$1 + \square = 8$

Place Value



Regroup - up to 99

73	=	<input type="text"/>	tens	+	<input type="text"/>	ones
95	=	<input type="text"/>	tens	+	<input type="text"/>	ones
23	=	<input type="text"/>	tens	+	<input type="text"/>	ones
48	=	<input type="text"/>	tens	+	<input type="text"/>	ones
54	=	<input type="text"/>	tens	+	<input type="text"/>	ones
60	=	<input type="text"/>	tens	+	<input type="text"/>	ones
98	=	<input type="text"/>	tens	+	<input type="text"/>	ones
87	=	<input type="text"/>	tens	+	<input type="text"/>	ones
11	=	<input type="text"/>	tens	+	<input type="text"/>	ones
63	=	<input type="text"/>	tens	+	<input type="text"/>	ones
59	=	<input type="text"/>	tens	+	<input type="text"/>	ones
28	=	<input type="text"/>	tens	+	<input type="text"/>	ones



10 More, 10 Less Umbrellas

Directions: Count by tens. Write 10 less on the left side of the umbrella and 10 more on the right side. Then color the umbrellas.



Colour by Number Rainbow

1- Red


3- Yellow

5- Blue

2- Orange




4- Green

6- Purple



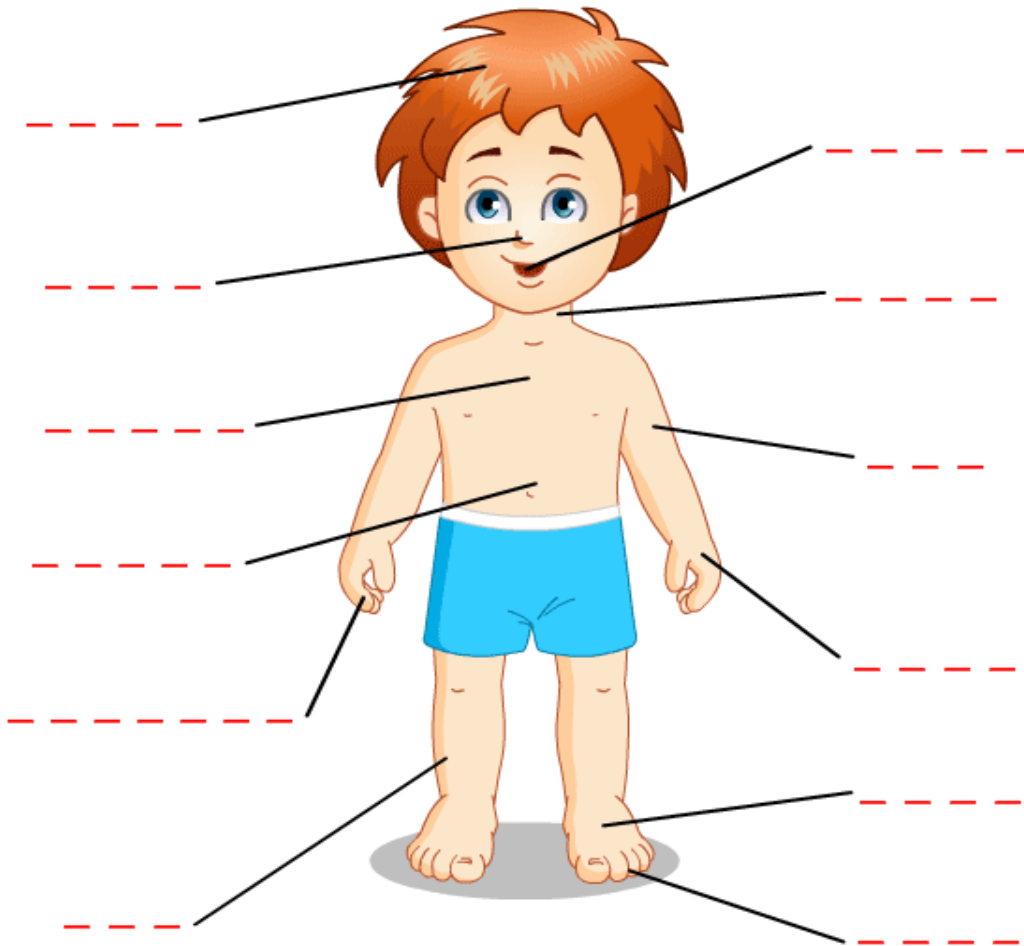


EVS

-  Revise and learn all the work done so far.
-  Grow a plant using seeds available at your home and observe it daily. This will help you to understand the need to take care of plants.
-  Adopt healthy food habits. Make a healthy menu chart (for one day) for breakfast, lunch and dinner with the help of your mother. Prepare one nutritious dish with the help of your mother and serve it during breakfast. Click pictures and make a collage.

Label the different parts of our body using the words in the box.

head mouth chest fingers arm foot
nose neck tummy leg hand toes



-----X-----X-----